

RUNA COLLECTION

ULTRA MODERN SURFACES
FOR SPACES EXTRAORDINARY



MASSIVE SLAB



Citta
-surfaces-

1200x
1800
mm


800x
1600
mm

GRAN-**XTURE** surface



**PUNCHED
SURFACE**

+



**CRYSTAL
GRANULA**

+



**COLOR
BODY**

||

GRAN-^{surface}**XTURE**




MASSIVE SLAB



INSPIRED BY THE FORMIDABLE CRAGGY TERRAINS

Nature and its forms hold tremendous inspiration and taking motivation from the tall standing mountains, age-abiding terrains, and formidable forms of nature, Our brings you the Runa Collection. A collection crafted in light of nature's resilience, aesthetics, and strength to offer all in your spaces.

The collection resembles craggy terrains, ragged mountains, and far-stretching sand dunes and brings formidable energy, strength, and aesthetics to your spaces transforming them into the reflection of nature in every sense.

The collection helps you to craft spaces that stay unaffected by the passage of time, atrocities of modern-day lifestyle, usages, and traffic, and the ones that resemble the elegant beauty of nature which is timeless, invigorating, and awe-inspiring.

So allow your spaces to breathe the magnanimity of nature with the ceramic excellence of the collection which envelopes the goodness of nature and delivers in a package modern, functional, and practical in use for spaces second to none.

RUNA COLLECTION

The Runa Collection brings you the perfect amalgamation of nature-inspired aesthetics and resilience and modern-day ceramic excellence in a superior punch surface, 9 mm thick colorbody, and colors that are an all-time classic.

COLOR RANGE

4 COLORS

The collection consists of a classic quad of colors in sizes 1200x1800mm and 800x1600mm that redefines spaces splendidly. The colors speak of versatility and boldness in equal measure and are crafted carefully keeping in view the vision of an aesthetic and appealing space.

The mass-appealing colors redefine luxury, opulence, and vigor in your spaces transforming them into influential spaces transcending time and trends with aesthetics and colors unmatched and redefining clean contemporary minimalism.



FEEL THE CREATIVE
FREEDOM OF
IMPRESSIVE FORMATS

1200 x
1800mm

800 x
1600mm

Glazed Vitrified Tiles

Tile Body

The best quality raw materials make up the resilient and robust tile body of Our tiles. The raw materials are ethically sourced and sustainably processed.

Engobe Layer

A highly opacious, fusible, and permeable engobe layer makes the second layer of the tiles of Our. The layer makes the tiles highly resistant to water absorption for longevity.

High Pigment Digital Printing Ink

The Our surfaces get their unique and versatile properties of the design, color, and more in this stage where digital printing is done on the glaze with high pigment ink for excellent results.

Glaze Layer

A high-quality glaze coating is added to the engobe layer of the Our tiles giving the tile properties of texture and shine and making them ready for design and color.



surface
GRAN-XTURE




EASY TO CLEAN

The superior glaze of the collection makes the surfaces easy to clean and low maintenance.



STAIN RESISTANT

Do not worry about spills and stains with the high stain-resistant glaze of the premium Our surfaces.



SCRATCH RESISTANT

Enjoy new-looking surfaces for a very long time with highly scratch and abrasion-resistant surfaces.

SURFACES WITH CLASS APART FEATURES AND VERSATILITY

Technical Features:-



Easy To Maintain



UV Resistant



Non-slip



Dimensional Stability



Resistant To Chemicals



Resistant To Acids



Water Proof



Fire Resistant



Prevents Bacterial Growth



Heat Resistant



Frost Resistant



Ecological

Application Areas:-



Residence



Shops



Offices



Airports



Hotels



Public Places



Malls





MASSIVE SLAB

RUNA WHITE



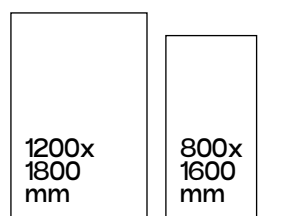
Body Type
White

**DISCOVER SHADE
WITH PLACID APPEAL**

Immerse your space in the luxurious comfort imparted by an eclectic shade with placid appeal.




**9mm
Thickness**



Random - 4 Faces



Preview of_ Runa White



MASSIVE SLAB

RUNA GRIGIO



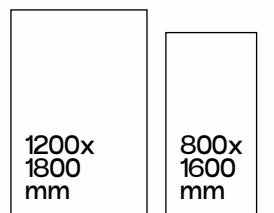
Body Type
Grey

**SHADE THAT ECHOES
NATURALNESS & EARTHY CHARM**

Let your space reflect the earthy charm of brilliant tone which also imparts a natural effect.



GRANXTURE surface | 9mm Thickness



Random - 4 Faces




Preview of_ Runa Grigio





MASSIVE SLAB

RUNA NERO



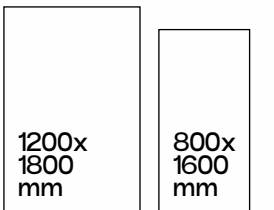
Body Type
Black

RICH SHADE THAT GIVES A
GLORIOUS EDGE TO SPACES

Add to your abode an enticing shade that lends a glorious edge of beauty, versatility, and finesse.




9mm Thickness



Random - 4 Faces







MASSIVE SLAB

RUNA BEIGE

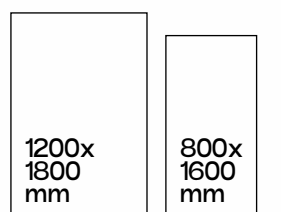


Body Type
Ivory

**PERCEIVE WARMTH
IN INNATE TONE**

The richness of the tone brings warmth and enriches the appeal of the space. It creates a placid atmosphere of creative charm and sophistication.


9mm Thickness



Random - 4 Faces



Preview of_ Runa Beige

Technical Specification

CHARACTERISTIC	STANDARD AS PER ISO-13006/EN14411 GROUP BIA	MEAN VALUE OF OUR GVT	TEST METHOD
REGULATORY PROPERTIES			
Deviation in length & width	±0.5 %	±0.2 %	ISO-10545-2
Deviation in thickness	±5.0 %	±4.0 %	ISO-10545-2
Straightness in side	±0.5 %	±0.15 %	ISO-10545-2
Rectangularity	±0.6 %	±0.2 %	ISO-10545-2
Surface flatness	±0.5 %	±0.2 %	ISO-10545-2
Color difference	Unaltered	Slight variation is possible due to different batches as per signed samples	ISO-10545-16
Glossiness	As per mfg	Sharp	GLOSSOMETER
SURFACE MECHANICAL PROPERTIES			
Water absorption	< 0.50 %	< 0.5 %	ISO-10545-3
Apparent density	> 2.0 g/cc	> 2.28 gm/mm ²	DIN 51082
MASSIVE MECHANICAL PROPERTIES			
Modulus of rupture	Min. 35 N/mm ²	Min. 35 N/mm ²	ISO-10545-4
Breaking strength	Min. 1300 N	Min. 1700 N	ISO-10545-4
Impact resistance	As per mfg.	Min. 0.55	ISO-10545-5
SURFACE MECHANICAL PROPERTIES			
Surface abrasion resistance	As per mfg	Min. Class-4	ISO-10545-7
MOH's hardness	As per mfg	Min. 5	EN 101
THERMO HYGROMETRIC PROPERTIES			
Frost resistance	No damage	No damage	ISO-10545-12
Thermal shock resistance	No damage	No damage	ISO-10545-9
Moisture expansion	Nil	0.1 (mm/3)	ISO-10545-10
Thermal expansion (COE)	Max. 9.0 x 10 ⁻⁶	Max. 6.5 x 10 ⁻⁶	ISO-10545-8
Crazing resistance	As per mfg	Min. 7 Cycle	ISO-10545-11
CHEMICAL PROPERTIES			
Chemical resistance	No damage	No damage	ISO-10545-13
Stain resistance	Resistant	Resistant	ISO-10545-14

Size	Thickness (approx.)	Pieces / Box	Area / Box	Wt./Box (approx.)
1200x1800mm	9 mm	2 pcs.	4.32 sq. mtr.	92 kgs.
800x1600mm	9 mm	2 pcs.	2.56 sq. mtr.	52 kgs.


Laying & Levelling




Base Structure




Cement Laying On Tile




Joints




Fixing The Tile




Spacers + Laveler



Lavelling Wedges




After Lavelling Process
Leave Int For 8-10 Hrs.



Remove Wedges
Ones It Dry




Joint Grouting



Final Cleaning

Floor and Wall Installation

1. First spread the cement mixer onto the floor and wall substrate.
2. At the same time, apply the cement mixer onto the back of the slab with a tile trowel.
3. The recommended cement mixer must be spread over in one direction only.
4. Using a trowel and follow the same direction as previously applied to the back of the slab.
5. Being careful to maintain a minimum joint of 3mm.
6. Tap the slab with a rubber trowel for a complete fixing, ensuring the air is expelled. It is recommended to start from the centre of the slabs and then move towards the edges.
7. Complete the laying operations using a suitable sealant, while keeping at least a 3mm joint through the use of spacers.
8. To make this task easier, use the special device for pulling over the slabs, available in the market.
9. Levelling wedges at each linear metre of the slabs are recommended.
10. After levelling process leave it for 8-10 hours, remove wedges once it gets dry.



MASSIVE SLAB

by
Citta surfaces

Design & Developed by :

CITTA SURFACES INDIA LLP

Panchasar road - Morbi (363641) - Gujarat (India)

info@cittasurfaces.in || sales@cittasurfaces.in

www.cittasurfaces.in